



The Quality Systems Group

Final Report and Recommendations to the 26th ITTC

Table of Contents

The Quality Systems Group Final Report and Recommendations to the 26th ITTC	627	2.8 Organize the storage and publication of benchmark data (website access)	632
1. General	628	3. CONCLUSIONS.....	634
1.1 Membership and Meetings	628	4. RECOMMENDATIONS TO THE CONFERENCE.....	635
1.2 Terms of Reference given by the 25th ITTC to the QS Group.	628	5. RECOMMENDATIONS FOR Future WORK.....	635
2. TASKS PERFORMED	628	6. Appendix I.....	636
2.1 Support technical committees in their work on Recommended Procedures.....	628	Generalities	637
2.2 QSG procedures and guidelines	628	Layout.....	637
2.3 Cross-check the ITTC Symbols List and the Dictionary with other standards e.g. ISO Standards	629	Main menu	637
2.4 Updating the ITTC Symbols and Terminology List	630	Name space (NS).....	638
2.5 Updating the ITTC Dictionary, possibly using the WIKI approach.	630	Layout: User based	639
2.6 Maintain the Manual of ITTC Recommended Procedures and Guidelines.....	631	Old Revisions	640
2.7 Define benchmark data.....	632	Login	641
		Edit	642
		Media files	642
		Plugins	643
		7. Appendix II	637

The Quality Systems Group Final Report and Recommendations to the 26th ITTC

1. GENERAL

1.1 Membership and Meetings

- L. Benedetti, INSEAN, Italy (Secretary)
- M. Ferrando, University of Genova, Italy (Chairman)
- A. Ito, IHI, Japan
- B. Johnson, US Navy Academy, USA (senior)
- S.H. Rhee, Seoul National University, Korea

The Group held four meetings as follows:

- Fukuoka, September 20th 2008
- Annapolis, July 9th and 10th 2009
- Annapolis, May 31st - June 1st 2010
- Genoa, March 8th and 9th 2011.

1.2 Terms of Reference given by the 25th ITTC to the QS Group.

Maintain the Manual of ITTC Recommended Procedures and Guidelines. Coordinate the modification and re-editing of the existing procedures according to the comments made by ITTC member organizations at the Conference and by the Technical Committees.

Support technical committees in their work on Recommended Procedures. Supply the chairmen of the new committees at the beginning of the period with the WORD versions of the relevant procedures, and the WORD template for the production of new procedures. Inform them which ITTC Recommended Procedures to follow when reviewing or producing new procedures.

Update the ITTC Symbols and Terminology List.

Update the ITTC Dictionary, possibly using the WIKI approach.

Cross-check the ITTC Symbols List and the Dictionary with other standards e.g. ISO Standards.

Stimulate, monitor and support validation work within the Technical Committees.

Define benchmark data.

Organize the storage and publication of benchmark data (website access).

Update Recommended Procedure 4.2.3-01-02, "Guidelines for Preparation of Technical Committee and Working Group Reports."

2. TASKS PERFORMED

2.1 Support technical committees in their work on Recommended Procedures

MS Word files containing the procedures to be updated, together with the template to be used for drafting new procedures has been sent to the Chairmen of the ITTC Committees.

The Committees were also supplied with the "Guidelines for Preparation of Technical Committee and Working Group Reports".

2.2 QSG procedures and guidelines

Recommended Procedure 4.2.3-01-02, "Guidelines for Preparation of Technical Committee and Working Group Reports." has been updated to keep it current with recent de-

velopments in word processing. Some minor errors have been rectified.

A new procedure has been introduced regarding the maintenance of the ITTC Dictionary: Procedure 4.2-04 “Updating the ITTC Dictionary of Hydromechanics”. It deals with the process of updating the Dictionary which was not clearly ruled.

Guideline 4.2-05 “Guidelines for the Wiki ITTC Dictionary of Hydromechanics” has been implemented in order to offer guidance to the Conference in case it decides to implement a Wiki version of the Dictionary.

Procedure 4.2-02 “Updating the ITTC Symbols & Terminology List” has been updated to make it consistent with 4.2-04 and 4.2-05 process structure.

2.3 Cross-check the ITTC Symbols List and the Dictionary with other standards e.g. ISO Standards

The process of cross checking started with a survey of available International Standards of relevance to the ITTC.

The task appeared immediately as a difficult one since the ISO standards concerning ITTC matters are quite a few and the group was not familiar with most of them; furthermore the analysis was performed on the base of the title of the standard and it was impossible to know if all of the identified standards had definitions and symbols to be checked.

The Group then started a survey among the institutions of members to see if any Standard were available. INSEAN provided the following documents:

ISO/IEC GUIDE 99:2007(E/F) International vocabulary of metrology — Basic and general concepts and associated terms (VIM)

ISO 1151-1-2-3-4-5-6 Flight Dynamics – Concepts, quantities and Symbols.

These two standards were cross checked with the ITTC Symbol and Terminology List.

As result of this investigation the following changes were made:

- 1.1. Fundamental Concepts
 - 1.1.1. Uncertainty

A number of relevant missing symbols were added in the section.

A further list of standard to cross check with was then prepared, including:

ISO 3715-1:2002; Ships and marine technology -- Propulsion plants for ships -- Part 1: Vocabulary for geometry of propellers,

ISO 3715-2:2001; Ships and marine technology -- Propulsion plants for ships -- Part 2: Vocabulary for controllable-pitch propeller plants,

ISO 7255:1985; Shipbuilding -- Active control units of ships – Vocabulary,

ISO 7462:1985; Shipbuilding -- Principal ship dimensions -- Terminology and definitions for computer applications,

ISO 8384:2000; Ships and marine technology -- Dredgers – Vocabulary,

ISO/TR 13298:1998; Ships and marine technology -- Vocabulary of general terms,

ISO 19018:2004; Ships and marine technology -- Terms, abbreviations, graphical symbols and concepts on navigation.

This list has been forwarded to the AC asking instructions for the procurement. The AC decided that these standards could be financed by the ITTC and stay the property of the ITTC and on November 2010 they were forwarded to QSG.

Due to the short time remaining to the Group only “ISO 3715-1:2002; Ships and marine technology -- Propulsion plants for ships --

Part 1: Vocabulary for geometry of propellers” has been cross checked with the ITTC Dictionary. The result of this work are several new entries and a few modified entries as follows:

CHANGED ITEMS

Hub diameter
 Propeller plane
 Sheer Line
 Thickness, maximum

NEW ITEMS

Blade
 Blade outline
 Blade root
 Blade tip
 Chord, leading part
 Chord, trailing part
 Propeller diameter
 Propeller disk
 Propeller radius
 Propeller reference system, cylindrical
 Propeller reference system, rectangular
 Hub diameter, fore
 Hub diameter, aft
 Hub length
 Hub length, aft
 Hub length, fore
 Leading edge
 Thickness, local
 Trailing edge

2.4 Updating the ITTC Symbols and Terminology List

The group performed a proof reading of the SaT List and ran a consistency check of the list.

The list turned out in good shape, only minor corrections were needed.

At the time of completing this final report no official request to add new symbols to the list was received by QSG, even if in proof reading the procedures some new symbol was encountered. Request of clarification was sent to the relevant committees, but no answer was received on time.

2.5 Updating the ITTC Dictionary, possibly using the WIKI approach.

The QSG feels that in times of environmental consciousness very few copies of the dictionary will be printed; the single column layout of the dictionary is preferable for reading it on a computer (it reduces the scroll action). This will allow also placing the figures just under the definitions, embedded into the text if possible, and not in a dedicated section generally far away from relevant definition.

For this reason the 2011 release of the Dictionary will be in single column format.

The name of the Dictionary was also debated. Since ITTC deals with ships but also with environmental modelling and ocean engineering the old name Dictionary of Ship Hydrodynamics seemed reductive.

In this perspective it was decided to adopt a new name for the dictionary: ITTC Dictionary of Hydromechanics.

The General Section has been restructured to better address terms used in Dynamic Stability issues as outlined in Appendix I. New sub sections and entries were added, regarding Dynamic Stability, Large Amplitude Motions and Stability in Waves.

As regards the format of the document it appears that both the structured and the alphabetical format have their usefulness; it was so decided to keep both the versions.

Some ISO definitions could not be reconciled with the corresponding ITTC definitions and this pose a problem to the Conference whether to comply with ISO or keep the traditional definition.

For the time being the dictionary was kept compliant to ITTC definitions..

As far as Wiki tool is concerned the following basic principles were agreed as reported in the following.

The Wiki tool must follow three basic principles:

- should be Open;
- should be Manageable;
- should be readily available

Open: the tool is Open in the sense that everybody can have access to the web site and can submit his comments and proposals also from outside the ITTC community.

Manageable: the administration burden must be reasonably low due to the fact that the ITTC has no permanent staff.

Available: the use of the web tool will make the Dictionary readily available everywhere.

The choice was for a free framework Wiki Platform (DokuWiki) that can be hosted on a machine served with UBUNTU operating system (Open Framework on Open System).

The Wiki edition of the ITTC Dictionary has been so implemented, containing the 2011 version of the document; it is hosted on a IN-

SEAN computer and is available at the address: <http://www.ittcwiki.org>.

For a more detailed reference see Appendix II – ITTC WIKI DICTIONARY

2.6 Maintain the Manual of ITTC Recommended Procedures and Guidelines

The procedures listed in Table 1 have been produced or updated by the Technical Committees and reviewed by the Advisory Council. Finally the procedures have been reviewed also by the ITTC QS Group.

Two of the new procedures and two revised have been postponed by the AC. The AC decided to merge the two procedures having * in the column AC decision. At the time of completion of this report it was not known if the merger would be executed in time or if it will realised in the next conference.

Additionally the Register 0.0 has been updated.

New/ Revised	Number	Title	AC decision
R	1.1-01	Rules of ITTC	A
R	4.2-02	Updating the ITTC Symbols & Terminology List	A
N	4.2-04	Updating the ITTC dictionary of hydrodynamics	A
N	4.2-05	Wiki dictionary of hydromechanics-Draft guidelines	PP
R	4.2.3-01-02	Guidelines for preparation of committee and group reports	A
R	7.5-01-01-01	Model manufacture-ship models	AMR
R	7.5-02-01-03	Fresh water and sea water properties	A
R	7.5-02-02-01	Resistance test	AMR
R	7.5-02-03-01.1	Propulsion/bollard pull test	A
R	7.5-02-03-01.2	Uncertainty analysis - Example for propulsion test	PP keep old
R	7.5-02-03-01.3	Podded propulsion tests and extrapolation	PP keep old
R	7.5-02-03-01.4	1978 ITTC performance prediction method	A
R	7.5-02-03-02.2	Uncertainty analysis - Example for open water test	*
R	7.5-02-03-02.4	Nominal Wake Measurement by a 5-Hole Pitot Tube	A
N	7.5-02-03-02.5	Experimental Wake Scaling Methods	A Guideline
N	7.5-02-03-02.6	Model scale to full scale extrapolation of the nominal wake	PP
N	7.5-02-03-02.7	Guidelines for uncertainty analysis in propulsor open water tests	*
R	7.5-02-03-03.1	Model scale cavitation tests	A
R	7.5-02-03-03.3	Cavitation induced pressure fluctuations model scale experiments	A
R	7.5-02-03-03.5	Cavitation induced erosion on propellers, rudders and appendages – Model scale experiments	A
R	7.5-02-03-03.6	Podded propulsor model scale cavitation test	A
R	7.5-02-05-02	Propulsion test	AMR
R	7.5-02-05-03.1	Waterjets-Propulsive performance prediction	AMR

R	7.5-02-05-03.2	Waterjet system performance	AMR
R	7.5-02-05-03.3	Uncertainty analysis-Example for waterjet propulsion test	AMR
R	7.5-02-06-03	Validation of manoeuvring simulation models	A
R	7.5-02-07-02.1	Seakeeping experiments	AMR
R	7.5-02-07-02.2	Prediction of power increase in irregular waves from model tests	AMR
R	7.5-02-07-02.3	Experiments on rarely occurring events	AMR
R	7.5-02-07-02.5	Verification and validation of linear and weakly nonlinear seakeeping computer codes incorrect number used in document	AMR
N	7.5-02-07-02.6	Global loads seakeeping procedure	AMR
N	7.5-02-07-03.6	Dynamic Positioning System Model Test Experiments	AMR
N	7.5-02-07-03.7	Wave Energy Converter Model Test Experiments	AMR
N	7.5-02-07-03.8	Guideline for VIV and VIM testing	PP
N	7.5-02-07-04.4	Simulation of capsizes behavior of damaged ships in irregular beam seas	AMR Guide-line
N	7.5-02-07-04.5	Numerical estimation of roll damping	AMR
R	7.5-03-02-01	Uncertainty analysis in CFD-Examples for resistance and flow	PP keep old
N	7.5-03-02-03	Practical guidelines for ship CFD applications	AMR
N	7.5-03-04-01	Guideline on use of RANS tools for manoeuvring prediction	A
Legend		A = Accepted AMC = Accepted with Minor Revisions PP = Proposing Postponed	

Table 1: Summary of procedures review

2.7 Define benchmark data

The work started from the QS “Final Report and Recommendations to the 25th ITTC”, in which was stated “The QS Group cannot foresee a general scheme on data collection. The way data are published depends on the purpose. In any way it has to be data in digital form.”

The QS Group debated the question at length and could not find a general solution to the problem, because the unpredictable structure of each benchmark exercise could require different data structures

In order to provide some response to the Conference a minimal set of Benchmark data was identified. These data have been organized

in a tentative data structure, which is illustrated in Table 2.

2.8 Organize the storage and publication of benchmark data (website access)

In the QS Group opinion, the above mentioned data structure can hardly be handled by means of a data base.

This is because the unpredictable structure of each benchmark exercise could require different data structures, resulting in an extremely complicated data base architecture that would require professional people to be set up and maintained.

Benchmark Data Organization

Benchmark Title

Benchmark Topic (Damage Stability Study, Computational Fluid Mechanics, ...)

Purposes of the Benchmark (Identify facility Bias, Identify Sources of Uncertainty,...)

- Documentation of the targeted process

Rules

- Definition of the benchmark conditions (e.g: geometry, tests specifications, computational specification, steady state, time variant...)
- Data to be collected
- Define data collection procedures
- Definition of the data formats (units, minimum sampling frequency, raw data, filtered data, ...)
- Definition of the data file structure (file type, position of the measured quantities in the file)
- Evaluation procedures
- Evaluation Criteria

Participants

- Identification of the participants

Participant 1	Participant 2	Participant 3				Participant n
Submitted data	Submitted data	Submitted data				Submitted data

Benchmark Summary

Evaluation and Conclusions

Recommendations if any

Proposed procedure to implement the recommendations

Final report with particular emphasis on findings and proposed course of action

Table 2: Tentative benchmark data structure

A tentative way of organizing the data was identified. The proposed data organization consists of a series of hierarchically ordered folders in which the data can be stored.

This storage system is more like a warehouse rather than a data base, in the sense that the data are stored in it, but there are no procedures to handle them like in a data base.

This approach has been devised since the manpower required to maintain it is minimal and no software has to be written or purchased to organise the storage.

In this way the data can be stored in the same format used to collect and analyse them by the benchmark team, together with the benchmark outcome.

The proposed storage structure is illustrated in Figure 1.

This storage structure can easily be implemented by means of http or ftp platforms and has the advantage that does not require the user to be provided of some specific software to use the stored data.

3. CONCLUSIONS

All but one of the tasks received by the Conference were carried out.

The Wiki approach to the Dictionary seems to be promising. A tentative version of the

Wiki Dictionary could be run during the 27th ITTC in order to get the feeling on its utility and effectiveness. After that period the Conference could adopt the Wiki Dictionary as an Official ITTC document or terminate it.

A feasible solution to the problem of storage of benchmark data has been found. The storage could be initiated once the hosting server has been allocated.

The cross checking of the Dictionary and the Symbols and Terminology List has been initiated and produced a number of new entries in the ITTC documents. Some discrepancies could not be reconciled and require a Conference decision.

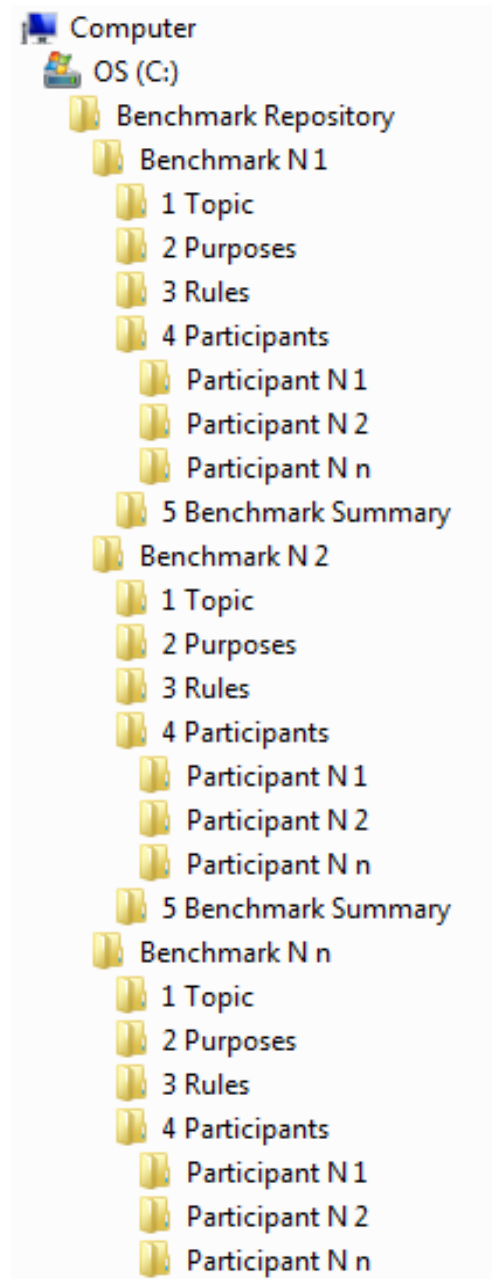


Figure 1: Proposed benchmark data storage structure

As an example the ISO definition of Skew is illustrated in Figure 2.

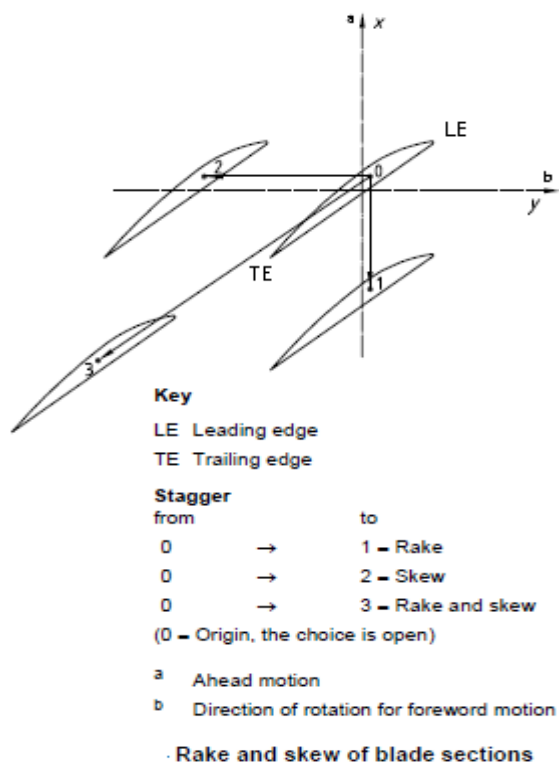


Figure 2

4. RECOMMENDATIONS TO THE CONFERENCE

Adopt the revised Symbols List

Adopt the new Procedure 4.2-04 “Updating the ITTC Dictionary of Hydromechanics”.

Adopt the new guidelines 4.2-05 “Guidelines for the Wiki ITTC Dictionary of Hydro-mechanics”.

Adopt the revised Procedure 4.2-02 “Updating the ITTC Symbols & Terminology List”.

Adopt the revised Procedure 4.2.3-01-02, “Guidelines for Preparation of Technical Committee and Working Group Reports.”.

Adopt the updated ITTC Dictionary (traditional version).

Adopt the WIKI concept for the dissemination of ITTC Dictionary and authorize a trial version to be run during the next Conference period.

Proceed with testing the proposed benchmark data storage, according to the proposed data structure, with available benchmark data

Liaise with ISO in order to reconcile differences in definitions.

5. RECOMMENDATIONS FOR FUTURE WORK

Revise and update the existing ITTC Recommended Procedures according to the comments of Advisory Council, Technical Committees and the Conference.

Review and edit new ITTC Recommended Procedures with regard to formal Quality System requirements including format and compliance of the symbols with the ITTC Symbols and Terminology List.

Observe the development or revision of ISO Standards regarding Quality Control.

Update the ITTC Dictionary of Hydromechanics, both in the traditional and the Wiki format.

Follow the implementation of the Benchmark data repository.

Continue the cross checking of Symbol and Terminology list and of the Dictionary with ISO standards.

6. APPENDIX I

ITTC Dictionary of Hydromechanics Table of Contents

0	INTRODUCTION
1.	GENERAL
	1.1. General Terms of Wide Application
	1.2. Mathematical Foundations
	1.2.1. Deterministic Analysis
	1.2.1.1. System Dynamics
	1.2.2 Non-Deterministic Analysis
	1.2.2.1 Random and Stochastic Processes
	1.2.2.2 Probability and Statistics
	1.2.3 Uncertainty and Risk
	1.3 Complex Systems including Complex Failures
	1.3.1 Principal definitions/
	1.3.2 Failure Modes of Complex Systems
	1.3.2.1 Types of Failures
	1.4 Liquid Properties and Physical Constants
2	SHIP GEOMETRY AND STABILITY
	2.1 Hydrostatics and Stability
	2-2 Dynamic Stability
	2.2.1 Comparison of Dynamic Stability Analysis of aircraft and marine vehicles
	2.3 Equilibrium Assumptions in Stability Analysis
3	RESISTANCE
4	PROPELLER
5	CAVITATION
6	SEAKEEPING
	6.1 Large Amplitude Motions and Stability in Waves
7	MANOEUVRABILITY
8	PERFORMANCE
9	REFERENCES
	9.1 IMO_SLF51/4/? ANNEX III: General
10	OVERALL INDEX OF TITLES

7. APPENDIX II

ITTC WIKI DICTIONARY: The ITTCWiki Tool (<http://www.ittcwiki.org>)

7.1 Generalities

The ITTCWiki was developed using the Content Management System (CMS) called DokuWiki (DW). This Content Management System comes from an open source project distributed under GNU GPL and Creative Commons.

The hardware requirements are very low level and can run under any Pc or Laptop.

Background software is:

- O.S. : Linux Ubuntu 9.04 kernel 2.6.28-18
- CMS : DokuWiki release 2010-11-07a "Anteater"

DokuWiki is a CMS based on the management and treatment of text files including those concerning the recording of information and data. This feature allows the installation on very simple systems and / or low capacity systems maintaining at the same time great reliability and fluidity of use.

The characteristics of navigation and use of online content specific to the ITTCWiki refer essentially to the general philosophy of collaborative free encyclopedia "Wikipedia".

The ITTCWiki has two modes of user interaction: (1) by accessing the site as a registered user or (2) free navigation as not registered user. In the latter case, the possibilities are limited to reading the information, to access dynamically to the references both internal and external to the wiki. Also gives access to some types of basic documentation and export sections of interest in ways that will be presented later.

7.2 Layout

Main menu

The full navigation capabilities of the wiki are available starting from the main menu, shown in a left sidebar, which lists in alphabetical order, all the basic items and links, including the page "start" which plays the role the website's "home".

In the top right corner there are some additional links which change depending on the type of user who is consulting the wiki. (see Figure 3 and Figure 4).

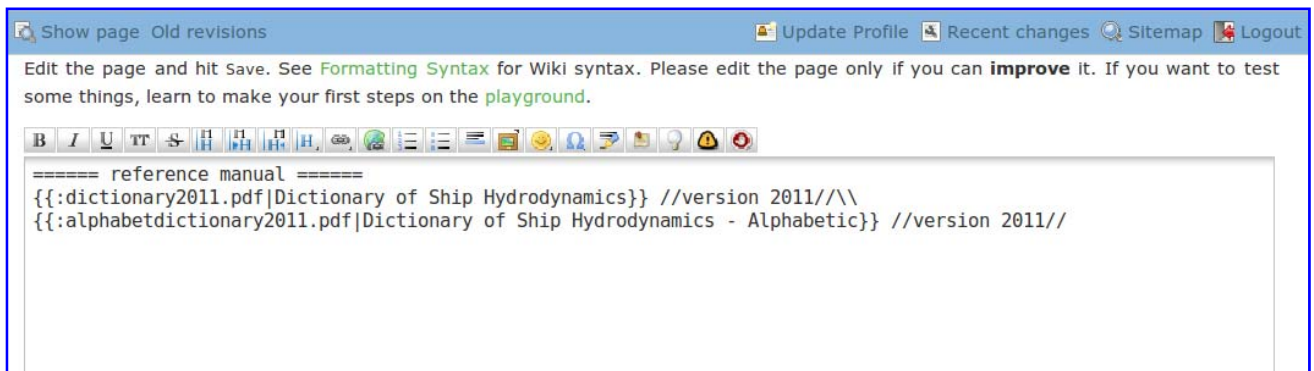


Figure 3

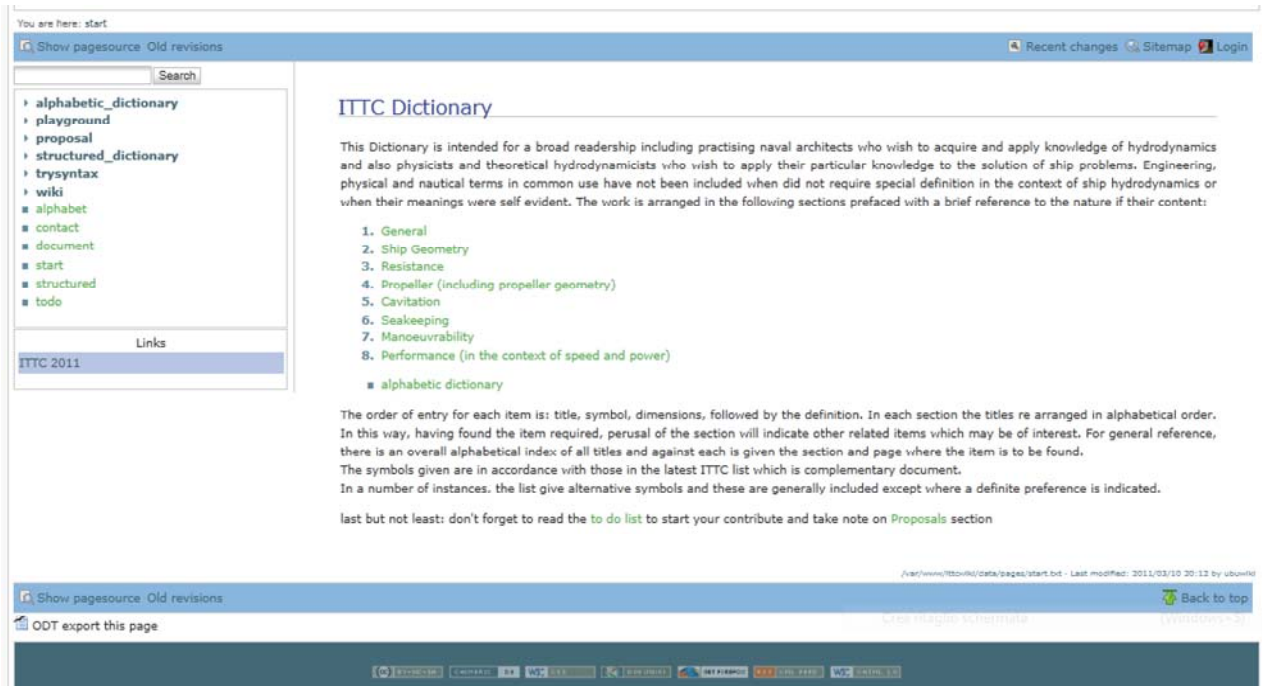


Figure 4



Figure 5

Name space (NS)

There are two main sections that make up the dictionary itself, organized in "alphabetic

dictionary" and "structured dictionary" exactly following the ITTC reference documentation. These sections are called "namespaces". Under the namespace alphabetic dictionary the entries are listed in alphabetic order whereas under the namespace structured dictionary the entries are

listed in sections following the order of the ITTC reference Dictionary.

At the head of the two sections shortcuts via the Cloud Reference are available (see Figure 5).

Under the alphabetic dictionary was in turn made a further division into categories of entries. This approach while not following a strictly alphabetical order was found to give a more orderly and immediately readable.

In the upper right is available a "Table of contents" (TOC) box which easy the navigation in the pages especially when the number of entries are relevant in number avoiding continuous scroll of the page.

Referring again to the main box on the left a namespace "Proposal" has been activated which is in turn divided into "Dictionary" and "Symbol List". L 'needs regarding the' introduction of the NS is due to the need for a tool through which to proposes adoption and / or modification of items of terminology and / or symbolic. These proposals will be so exposed and evaluated in the period between the appointments of three years' ITTC Meeting Conference, by the technical / scientific bodies and eventually adopted by the scientific community.

"trysyntax" is a NameSpace, where the 'user can become familiar with the syntax of wiki and

try to use it having an immediate reply, without going to affect the basic data.

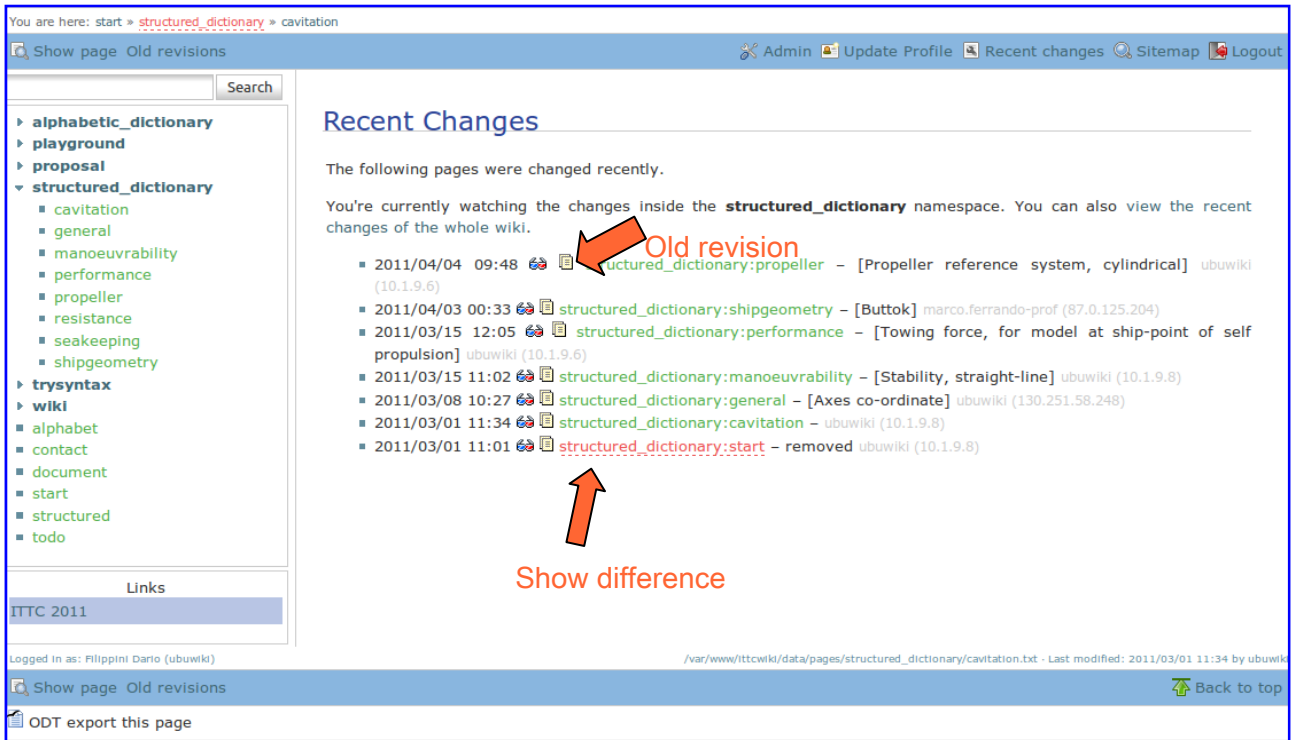
"wiki" essentially contains summaries of arguments in the DokuWiki project website and an excerpt from the main syntax.

Other references in the main window are:

- "alphabet" refer to the homepage of 'alphabetical index of the dictionary;
- "structured" refer to the homepage of 'structured index;
- "contact" application form contact;
- "document" currently contains the basic documents that are referenced on the wiki. Here may be included documentation which can be made available to all or part of users.
- "todo" displays a table with a list of things to do. At the present time is a quick reference to items that remain outstanding, to correct or to further implement.

Layout: User based

In the menu at the top right, besides references to the "Sitemap" and "Profile" the entry "Recent changes" find place (see Figure 6).



You are here: start » structured_dictionary » cavitation

Show page Old revisions Admin Update Profile Recent changes Sitemap Logout

Search

- alphabetic_dictionary
- playground
- proposal
- structured_dictionary
 - cavitation
 - general
 - manoeuvrability
 - performance
 - propeller
 - resistance
 - seakeeping
 - shipgeometry
- trysyntax
- wiki
 - alphabet
 - contact
 - document
 - start
 - structured
 - todo








Links

ITTC 2011

Recent Changes

The following pages were changed recently.

You're currently watching the changes inside the **structured_dictionary** namespace. You can also view the recent changes of the whole wiki.

- 2011/04/04 09:48  [structured_dictionary:propeller](#) - [Propeller reference system, cylindrical] ubuwiki (10.1.9.6)
- 2011/04/03 00:33  [structured_dictionary:shipgeometry](#) - [Buttok] marco.ferrando-prof (87.0.125.204)
- 2011/03/15 12:05  [structured_dictionary:performance](#) - [Towing force, for model at ship-point of self propulsion] ubuwiki (10.1.9.6)
- 2011/03/15 11:02  [structured_dictionary:manoeuvrability](#) - [Stability, straight-line] ubuwiki (10.1.9.8)
- 2011/03/08 10:27  [structured_dictionary:general](#) - [Axes co-ordinate] ubuwiki (130.251.58.248)
- 2011/03/01 11:34  [structured_dictionary:cavitation](#) - ubuwiki (10.1.9.8)
- 2011/03/01 11:01  [structured_dictionary:start](#) - removed ubuwiki (10.1.9.8)

Old revision

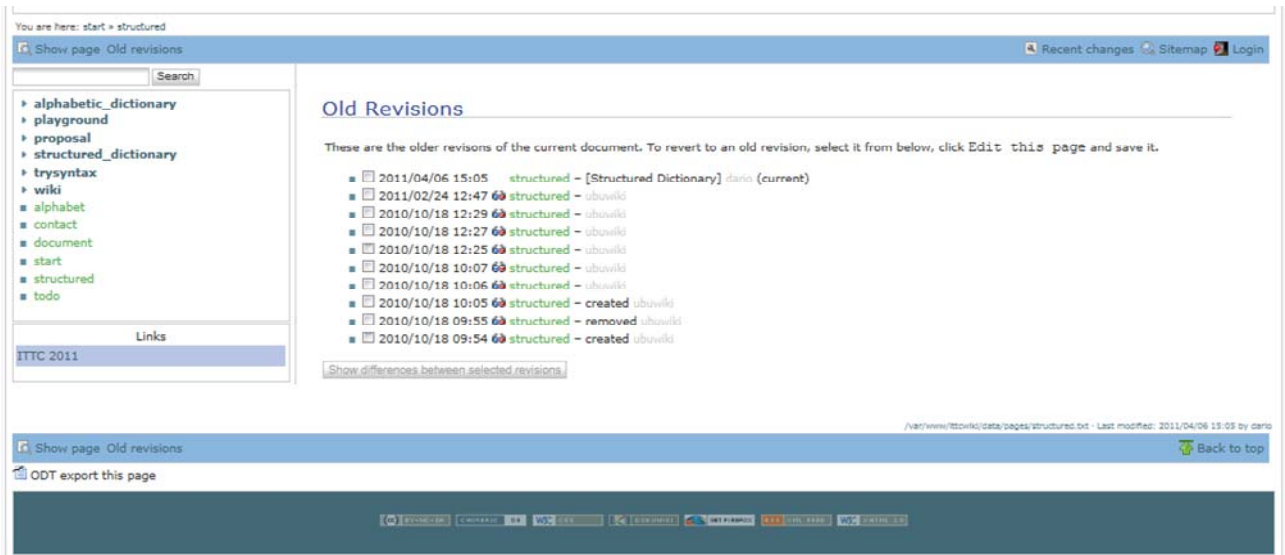
Show difference

Logged in as: Filippini Dario (ubuwiki) /var/www/itcwiki/data/pages/structured_dictionary/cavitation.txt - Last modified: 2011/03/01 11:34 by ubuwiki

Show page Old revisions Back to top

ODT export this page

Figure 6



You are here: start » structured

Show page Old revisions Recent changes Sitemap Login

Search










- alphabetic_dictionary
- playground
- proposal
- structured_dictionary
- trysyntax
- wiki
 - alphabet
 - contact
 - document
 - start
 - structured
 - todo

Links

ITTC 2011

Old Revisions

These are the older revisions of the current document. To revert to an old revision, select it from below, click [Edit this page](#) and save it.

- 2011/04/06 15:05 [structured](#) - [Structured Dictionary] dario (current)
- 2011/02/24 12:47  [structured](#) - ubuwiki
- 2010/10/18 12:29  [structured](#) - ubuwiki
- 2010/10/18 12:27  [structured](#) - ubuwiki
- 2010/10/18 12:25  [structured](#) - ubuwiki
- 2010/10/18 10:07  [structured](#) - ubuwiki
- 2010/10/18 10:06  [structured](#) - ubuwiki
- 2010/10/18 10:05  [structured](#) - created ubuwiki
- 2010/10/18 09:55  [structured](#) - removed ubuwiki
- 2010/10/18 09:54  [structured](#) - created ubuwiki

Show differences between selected revisions

/var/www/itcwiki/data/pages/structured.txt - Last modified: 2011/04/06 15:05 by dario

Show page Old revisions Back to top

ODT export this page

Figure 7

Old Revisions

In this section you can see when and which items have been added or modified and in what consisted the change, by each registered 'user'.

Clicking on the glasses (Show difference) you get a view of what runs under the item of interest

Old Revisions

These are the older revisions of the current document. To revert to an old revision, select it from below, click [Edit this page](#) and save it.

- 2011/04/06 15:05 structured - [Structured Dictionary] diario (current)
- 2011/02/24 12:47 structured - ubuwiki
- 2010/10/18 12:29 structured - ubuwiki
- 2010/10/18 12:27 structured - ubuwiki
- 2010/10/18 12:25 structured - ubuwiki
- 2010/10/18 10:07 structured - ubuwiki
- 2010/10/18 10:06 structured - ubuwiki
- 2010/10/18 10:05 structured - created ubuwiki
- 2010/10/18 09:55 structured - removed ubuwiki
- 2010/10/18 09:54 structured - created ubuwiki

Show differences between selected revisions

Figure 8

Old Revisions

These are the older revisions of the current document. To revert to an old revision, select it from below, click [Edit this page](#) and save it.

- 2011/03/15 12:05 structured_dictionary:performance - [Towing force, for model at ship-point of self propulsion] ubuwiki (current)
- 2011/03/15 12:04 structured_dictionary:performance - [Towing force, for model at ship-point of self propulsion] ubuwiki
- 2011/03/15 12:00 structured_dictionary:performance - [Fraction, thrust deduction] ubuwiki
- 2011/03/15 11:51 structured_dictionary:performance - [Fraction, thrust deduction] ubuwiki
- 2011/03/15 11:48 structured_dictionary:performance - [Efficiency, quasi-propulsive or quasi-propulsive coefficient] ubuwiki
- 2011/03/15 11:47 structured_dictionary:performance - [Efficiency, quasi-propulsive or quasi-propulsive coefficient] ubuwiki
- 2011/03/15 11:46 structured_dictionary:performance - [Efficiency, quasi-propulsive or quasi-propulsive coefficient] ubuwiki
- 2011/03/15 11:44 structured_dictionary:performance - [Efficiency, quasi-propulsive or quasi-propulsive coefficient] ubuwiki
- 2011/03/15 11:44 structured_dictionary:performance - [Efficiency, quasi-propulsive or quasi-propulsive coefficient] ubuwiki
- 2011/03/15 11:36 structured_dictionary:performance - [Course steered] ubuwiki
- 2011/02/22 10:14 structured_dictionary:performance - [Fraction, thrust deduction] ubuwiki
- 2011/02/22 10:01 structured_dictionary:performance - [Efficiency, hull] ubuwiki
- 2010/10/20 10:30 structured_dictionary:performance - ubuwiki
- 2010/10/19 12:10 structured_dictionary:performance - ubuwiki

Figure 9

Clicking on the sheet (Old revision) allows access to 'list of revisions and changes. It is possible here to select any two versions of the particular voice and check out the differences. (see Figure 7, Figure 8, and Figure 9)

Login

In addition to the features described above, the 'user can contribute to the development and

implementation of the dictionary in line with "wiki" philosophy by registering and accessing the site. (see Figure 10)

The system will send automatically and email with the password; the functionality can be used also in case of forgetfulness of credentials.

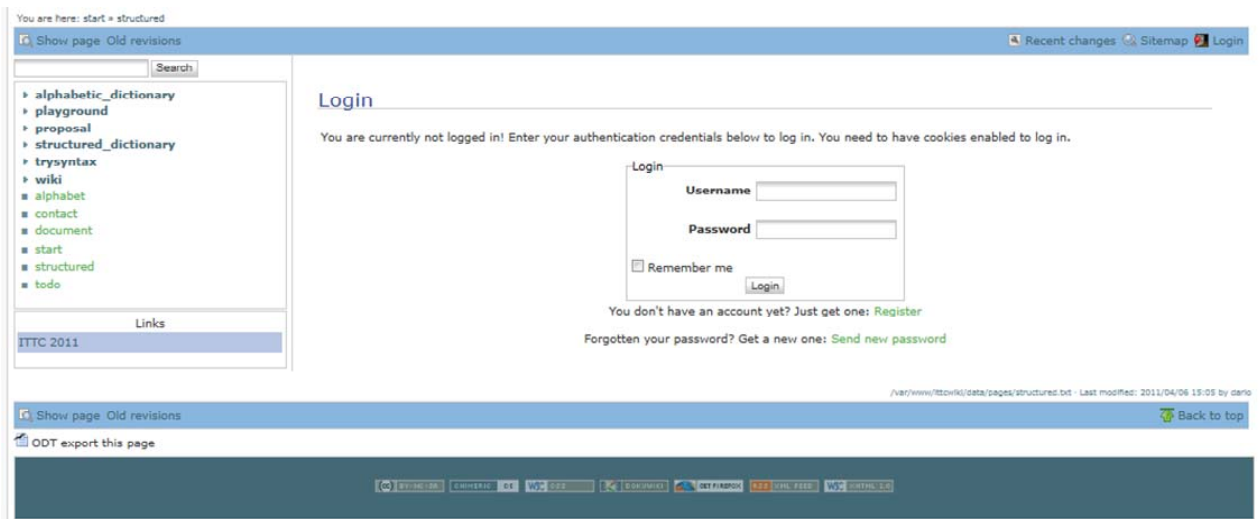


Figure 10



Figure 11

Edit

Logged in as registered 'user' you are able to change voices and sections using the key "Edit" (see Figure 11).

Once you have entered into the editing mode a number of typographical and functional tools that help the 'less experienced users' to make the syntax of the basic manipulations on the text are available (see figure below).

Tools for formatting text, paragraphs and for the management of TOC, for the creation of internal and external references to the wiki can be identified.

Some plug-ins provides 'additional' items to the toolbar when installed in the wiki. It can be noticed that there are no buttons to create the classic opening / page / document, this is because the management of the creation / deletion of pages in the wiki is done in ways that can be called "direct".

It is important here to stress the fact that none of the proposed modification by the registered users are "on the hair" as official unless the procedure for changes on the ITTC documents has been applied.

Media files

In edit mode page media files can be managed by simply uploading them and / or identifying those which need to be included under a special file extension. By selecting 'image frame' in the toolbar a pop up that allows browsing files / documents contained in any NS can be activated. (see Figure 12 and Figure 13)

The window is divided into two sections: on the right is a list of Name Spaces and on the left the list of documents, files contained in it, and if the user has the right privileges at the top will notice the presence of boxes and buttons for the upload of the files.

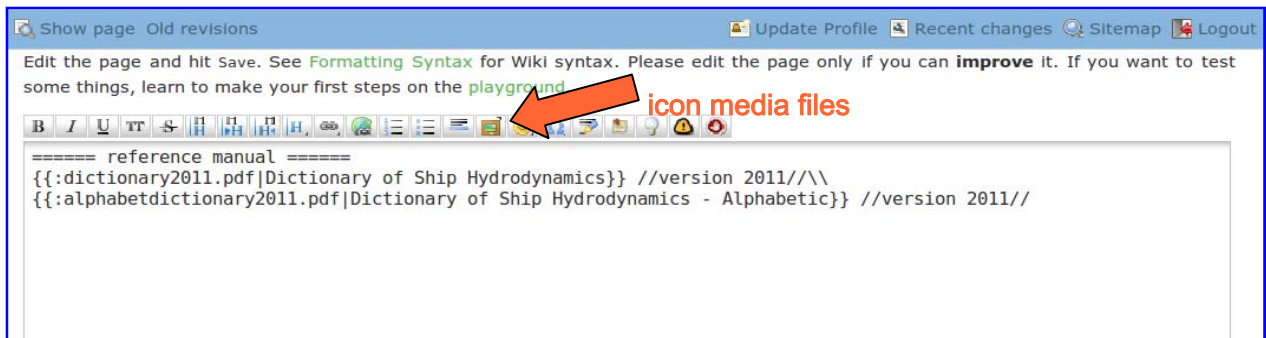


Figure 12

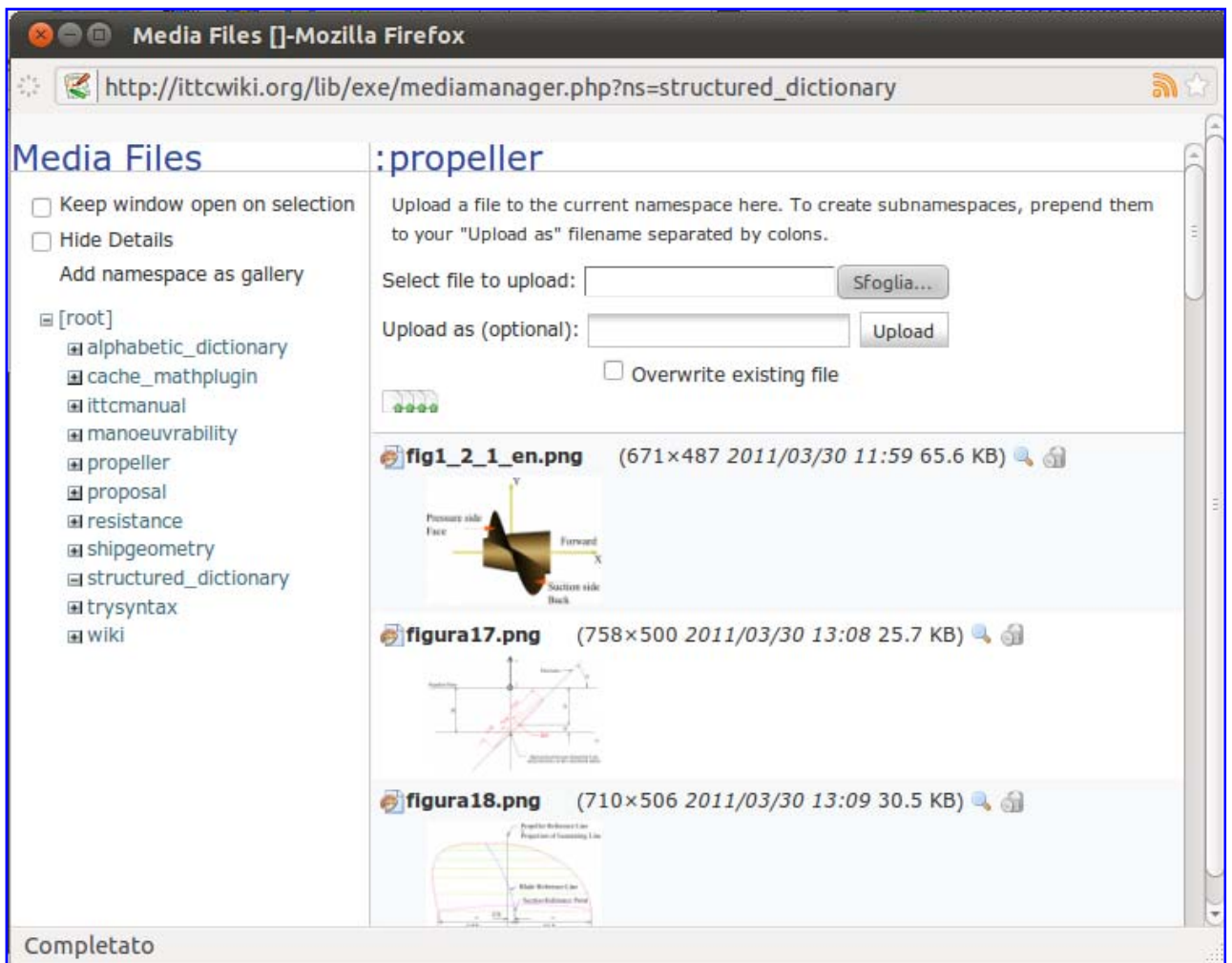


Figure 13

Plugins

The wiki is supplied with a number of additional features implemented by a number of

plugins whose management is entrusted by the administrator. General feature lies in the simplicity of the method of activation, which follows the simple use of specific tags with the basic syntax of DW. For those most relevant to

the needs of 'user base, provides a brief description in "trysyntax" among these can be cited:

- math: for writing scientific formulas
- gallery: to build a gallery of files present in the NS
- ODT export: to the 'export of the page displayed in the Open Document Format
- discussion: through it you can enter the discussion sections similar to "mini forum" with a lot of topics and responses of users in relation to parts / sections of the page where you activate the feature.

For a more comprehensive and full explanation of the syntax you can refer to the official guide on the website of the DW project, reported on the "syntax" in the "wiki" from the main menu and that is an integral part of this report.